

## Year 4 Home Learning

**Week beginning: 4<sup>th</sup> May**

Hello Year 4 and families,

I hope you are all safe and well. This week, we have prepared another timetable of activities for you to complete and all the resources you need are below.

Please use it as a guide and don't worry if you don't get through everything!

You can use our class email to contact us or send us work:

[y4.teacher@castleview.school](mailto:y4.teacher@castleview.school)

Keep smiling, Miss Culkin and Miss Boardman.

	Morning PE	Maths	English	Topic
<b>Monday</b>	Stretching/yoga or choose your own exercise	Times Tables Challenge 1 – Number of the week <a href="#">Watch Week 1 Lesson 1 on the White Rose Hub and complete the activity</a>	Spelling Practice Bugclub Grammar Activity - Suffixes	<b>History – Ancient Egypt</b> Use the link below to find out about the Ancient Egyptians and then complete the fact file set as a 2do for you on Purplemash
<b>Tuesday</b>	PE with Joe Wicks or choose your own exercise	Times Tables Challenge 2 – Missing Numbers <a href="#">Watch Week 1 Lesson 2 on the White Rose Hub and complete the activity</a>	Spelling Practice Reading Activity 1	<b>Science</b> – see detail below for activity.
<b>Wednesday</b>	Supermovers times table dance or choose your own exercise	Times Tables Problem Solving 1 <a href="#">Watch Week 1 Lesson 3 on the White Rose Hub and complete the activity</a>	Spelling Practice Writing Activity 1	<b>RE</b> – use the link below to find out about the Islamic celebration of Ramadan.
<b>Thursday</b>	PE with Joe Wicks or choose your own exercise	Times Tables Challenge 3 - Shopping <a href="#">Watch Week 1 Lesson 4 on the White Rose Hub and complete the activity</a>	Spelling Practice Writing Activity 2	<b>Art</b> – think about the different habitats that are all around us. Have a go at drawing any habitats you can see around you.
<b>Friday</b>	Supermovers times table dance or choose your own exercise	Times Tables Problem Solving 2 <a href="#">Watch Week 1 Lesson 5 on the White Rose Hub</a>	Spelling Practice Writing Activity 3	Today is a bank holiday. Have fun this afternoon but make sure you let us know what you

and complete the activity

have been getting up to!

## ONLINE LEARNING


- [www.ttrockstars.com](http://www.ttrockstars.com)
- [www.purplemash.com](http://www.purplemash.com)
- [www.dkfindout.com](http://www.dkfindout.com)
- [www.hoodamath.com](http://www.hoodamath.com)
- [www.topmarks.co.uk](http://www.topmarks.co.uk)
- [www.pobble365.com](http://www.pobble365.com)
- <https://whiterosemaths.com/homelearning/year-4/>
- <https://www.bbc.co.uk/teach/super movers/ks2-maths-collection/z7frpg8>

## YEAR 4 MATHS

### Daily Times Tables

Spend 10 minutes practicing your times tables. This can be writing your own times tables calculations, using your flash cards, playing games on TTRockstars or playing the hit the button game on top marks.

### Challenge 1 – Number of the Week

Find 100 more	Write the value of each digit	Divide by 10	Find 0.1 less	Round it to the nearest 10
Double it	Find 1000 less	This week's number is 	Halve it	Reverse the digits to make another number then find the difference between them
Round it to the nearest 100	Find 10 more	Reverse the digits to make another number then add them together	Find three quarters	How many more to make 10,000?

## Challenge 2 – Missing Numbers

Can you work out the values of each shape?

$$\text{★} + \text{★} = 20$$

$$\text{♥} - \text{★} = 7$$

$$\text{♥} - \text{♥} = \text{▲}$$

## Challenge 3 - Shopping

Tom has six 10p coins and three 5p coins. He buys an apple for 59p and two pencils.

He has no money left. How much does a pencil cost?



### Problem Solving 1

#### Spaceship



Some Tripods and Bipods flew from planet Zeno. There were at least two of each of them.

Tripods have 3 legs.

Bipods have 2 legs.

There were 23 legs altogether.

How many Tripods were there?

How many Bipods?

Find two different answers.

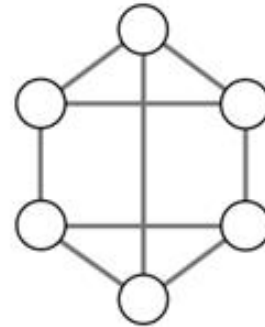


### Problem Solving 2

#### Neighbours

Use each of the numbers 1 to 6 once.

Write one in each circle.



Numbers next to each other must not be joined.

For example, 3 must not be joined to 2 or 4.

**1 2 3 4 5 6**

## YEAR 4 ENGLISH

### Daily Spelling

Spend 10 minutes practicing 3-5 words a day from the spelling list (*write them in a sentence, use a dictionary to find definitions, pyramid writing, write out 5 times etc*). Go back to them each day and check if you can remember them. If you can, choose a new one. If not, keep practising!

accident	caught	eighth	heard	minute	possible	strange
accidentally	centre	enough	heart	natural	potatoes	strength
actual	century	exercise	height	naughty	pressure	suppose
actually	certain	experience	history	notice	probably	surprise
address	circle	experiment	imagine	occasion	promise	therefore
answer	complete	extreme	increase	occasionally	purpose	though
appear	consider	famous	important	often	quarter	although
arrive	continue	favourite	interest	opposite	question	thought
believe	decide	February	island	ordinary	recent	through
bicycle	describe	forward	knowledge	particular	regular	various
breath	different	forwards	learn	peculiar	reign	weight
breathe	difficult	fruit	length	perhaps	remember	woman
build	disappear	grammar	library	popular	sentence	women
busy	early	group	material	position	separate	
business	earth	guard	medicine	possess	special	
calendar	eight	guide	mention	possession	straight	

## Bugclub

Choose one of your books and read it carefully then answer the questions that go with it.

### Grammar Activity

If you add a suffix that begins with a vowel (*a, e, i, o, u*) to a word ending in a silent 'e', the word loses the silent 'e'. See if you can complete the words in the table then write each word in a sentence. Can you think of any other words that end in 'ed', 'ing' or 'able'?

Root Word	Suffix	Final Word
love	-ing	loving
adore	-able	
place	-ment	
waste	-ed	
name	-ing	
whine	-ing	
glove	-less	

### Reading Activity 1

Read and enjoy **Chapter 1** of the 'The Train to Impossible Places' together.

This could be by reading the text to your child or by reading a paragraph, or page, to each other or independent reading.

Look at the vocabulary in the chapter. Find these words and discuss the meaning: **sprawled, stifle, unruly, enthusiasm, rare, affliction, sparked, forming, oblivious.**

Here's a link to a good online dictionary ([www.wordhippo.com](http://www.wordhippo.com))

Are there any other words that you can find that are exciting words or any new words? Discuss meanings of these words.

### Writing Activity 1

Read and enjoy **Chapter 2** of the 'The Train to Impossible Places' together.

This could be by reading the text to your child or by reading a paragraph, or page, to each other or independent reading.

Discuss any new/interesting vocabulary that you encounter.

Look at the character Fletch. Draw a picture of what you think Fletch might look like. Annotate the picture using words from the text to describe his appearance and any that describe his personality.

Write a short character description.

### Writing Activity 2

Read and enjoy **Chapter 2** again, and the start of **chapter 3**.

Plan the next chapter for the story.

Use a method for planning that you have used at school. (Story map, story mountain, story board etc)

Think about the following:





bluebell



badger



hedgehog



oak tree



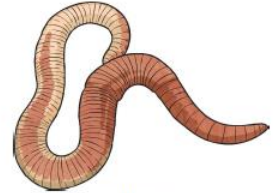
owl



woodpecker



ant



earthworm

Once you have completed this activity, continue to work through the powerpoint and have a go at creating your own classification key.

## RE

Use this link to find out all about Ramadan

<https://www.bbc.co.uk/bitesize/topics/zpdt/bk/articles/zjc2bdm>





