

Year 2 Home Learning

Week beginning: 8th June 2020

Dear Year 2 and families,
 Welcome to Summer 2 Half Term. I have prepared another timetable to continue to help add some structure to your home learning. All the resources you need are below. Please use it as a guide and don't worry if you don't get through everything. Remember to use my email to contact me or send me work. I have enjoyed seeing photographs of your home learning – please continue to send them to me for the school Facebook page: alansharples@castleview.school I hope you are all OK and manage to spend time outside in the nice weather. Mr Sharples.

	Morning PE	Maths	English	Topic
Monday	Running laps of your garden/other area or choose your own exercise.	Purple Mash activities. Problems of the day.	Spelling practise. Writing a character description about Mr Grinling.	Art and Design-Taking inspiration from Serena Hall, create your own piece of seaside art.
Tuesday	PE with Joe Wicks or choose your own exercise.	Purple Mash activities. Problems of the day.	Spelling practise. Writing a letter from Mrs Grinling.	History- use the internet to research and write sentences that explain what a Victorian Penny Lick is.
Wednesday	Dance challenge or choose your own exercise.	Purple Mash activities. Problems of the day.	Spelling practise. Writing a postcard from Mr Grinling.	Science- list, draw and label materials that are <i>natural</i> and <i>manmade</i> .
Thursday	PE with Joe Wicks or choose your own exercise.	Purple Mash activities. Problems of the day.	Spelling practise. Drawing a picture of Mr Grinling carrying out a new job.	Music- Learn about the germination process using the fun song.
Friday	Dance challenge or choose your own exercise.	Purple Mash activities. Problems of the day.	Spelling practise. Writing a story plan for a new version of 'The Lighthouse Keeper's Lunch.'	PSHE- create a poster to explain how to keep yourself safe in the hot weather.

ONLINE LEARNING

- www.trockstars.com
- www.purplemash.com
- www.dkfindout.com
- www.hoodamath.com
- www.topmarks.co.uk
- www.literacyshed.com

YEAR 2 TOPIC

Our new topic is called '**Buckets and Spades**' and we would be comparing seaside locations between the present day and Victorian times.

ART AND DESIGN

Serena Hall uses the seaside to inspire her wonderful works of art. She uses block colours to create a dramatic effect. Serena has said: "I believe in the joy of colour and the importance of living a joyful life. I find happiness in colour." Can you create a different piece of art from the one you produced last week using different art materials?



MUSIC – GERMINATION SONG



Learn about the germination process using this fun, catchy song:

<https://www.youtube.com/watch?v=kmgNE1acVjI&safe=active>

PE - Bean Dance Challenge – watch -

<https://www.youtube.com/watch?v=TE6xptjgNR0&safe=active> about seed germination.

Create a dance that explains how a seed germinates. Think carefully about your dance movements (curled up small when you are acting as the seed, stretching legs out when the roots appear and arms stretched out to show the leaves. It would be good if you could ask an adult to record your dance so I can watch and enjoy your performance. See if you can include the following vocabulary in your dance – **seed, seed coat, embryo, roots, stem, leaves, light.**

YEAR 2 MATHS


Monday	Tuesday	Wednesday	Thursday	Friday
Time activities on Purple Mash – have a go at the ‘to do’ activities relating to time on Purple Mash. I look forward to receiving your work!				
Problems of the day Solve the problems based on previous learning below.	Problems of the day Solve the problems based on previous learning below.	Problems of the day Solve the problems based on previous learning below.	Problems of the day Solve the problems based on previous learning below.	Problems of the day Solve the problems based on previous learning below.

PROBLEMS OF THE DAY (MONDAY):

Day **6**

Problems of the Day 2020

1 Here is how much it costs to go to the zoo.



Mr Jones and his 3 children go to the zoo.

How much does it cost them altogether?

2 If


$$\triangle + \triangle = 12$$

$$\heartsuit + \triangle = 19$$

What is the value of \heartsuit ?

3 What are the missing numbers?

$$\square \times 10 = 40$$




$$\square \div 10 = 7$$



PROBLEMS OF THE DAY (TUESDAY):

Day **7**

Problems of the Day 2020

1 The pictogram shows the number of children who walk to school each day.

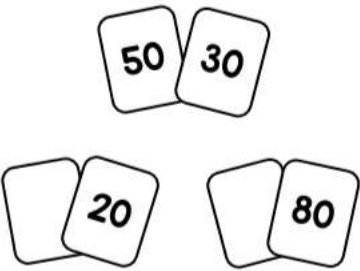
Monday	
Tuesday	
Wednesday	

 = 2 children


There are 20 children in the class.

How many children did not walk to school on Tuesday?

2 These pairs of numbers all have the same total.



Work out the missing numbers?



Problems of the Day 2020

Day 8

1 Mary makes toys

- On Monday she makes 7 toys.
- On Tuesday she makes 8 toys.

By Wednesday she has to make 20 toys in total.

How many toys does Mary need to make on Wednesday?



2 Tom has £20



Melon
£2 each

He buys 7 melons.

How much money does he have left?

3 Circle 3 numbers that sum to 12


6 5 4 3 2 1



Problems of the Day 2020

Day 9

1 The cost of a pineapple is twice the cost of a melon.



£4 each

How much do the pineapple and melon cost altogether?

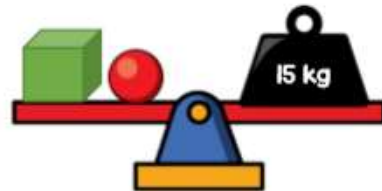
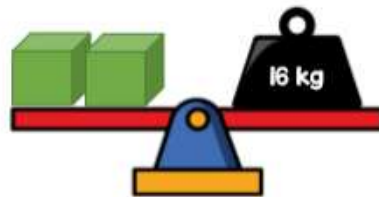
2 Tommy thinks of a two-digit number.

My number ends in a 5



Does Tommy's number have to be odd? Explain your answer.

3 Gina balances some scales.



What is the mass of the sphere?



Problems of the Day 2020

Day
10

1 Here are some digit cards.



Mary makes a 2-digit number using two of the cards.

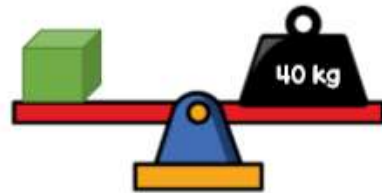
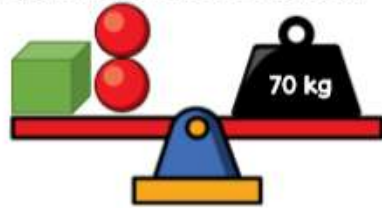
How many different numbers can she make?

2 Complete the number sentences.

$$60 + \square = 79$$

$$15 + 12 = 12 + \square$$

3 Tom balances some scales.



What is the mass of the sphere?

YEAR 2 ENGLISH

Spelling- spend 10 minutes practising 5 words a day from the spelling list. Use the 'read, cover, write, check' strategy you have learnt in class.

MONDAY:

Watch and listen to The Lighthouse Keeper's Lunch on YouTube:

https://www.youtube.com/watch?v=j_XvnXWJEnk&safe=active Write sentences to describe Mr Grinling.

Remember to use as many different adjectives as you can.

TUESDAY:

Write a letter from Mrs Grinling to tell a friend about recent events (the seagulls stealing Mr Grinling's lunch). Make sure you include adjectives, verbs, adverbs and similes.

WEDNESDAY:

Write a post card from Mr Grinling that explains how he and Mrs Grinling managed to sort the problem out. Make sure you describe what they did and why the seagulls didn't like it.

THURSDAY:

Choose a new job for Mr Grinling to do (from below) for a different version of 'The Lighthouse Keeper's Lunch.' Draw a picture of Mr Grinling carrying out his new job and label it.

beach keeper	shopkeeper	zookeeper
ice cream man	butcher	grocer
newsagent	postman	fisherman

FRIDAY:

Write a new story plan split into beginning, middle and end based on your new character – change Mr Grinling's job from being a lighthouse keeper to one of the above jobs.

Year 1			Year 2			
a	is	so	after	cold	hour	path
are	love	some	again	could	improve	people
ask	me	the	any	door	kind	plant
be	my	there	bath	even	last	poor
by	no	they	beautiful	every	many	pretty
come	of	to	because	everybody	mind	prove
do	once	today	behind	eye	money	should
friend	one	was	both	fast	most	steak
full	our	we	break	father	move	sugar
go	pull	were	busy	find	Mr	sure
has	push	where	child	floor	Mrs	told
he	put	you	children	gold	old	water
here	said	your	Christmas	grass	only	who
his	says		class	great	parents	whole
house	school		climb	half	pass	wild
I	she		clothes	hold	past	would

